

Facility Manager

1. Define your offer
2. Set up the offer from Bike Manager, live.expresso.com

Image
FitnessClub
Change Image

Title
April FREE Guest Special
Ex: New Years Resolution Special

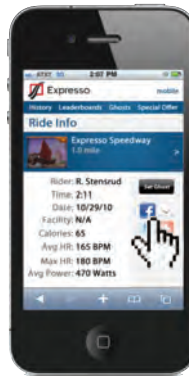
Description
Bring your friends with this FREE guest pass!
If your friend signs up for membership in April, your Ex: Sign up in January and get a 60 minute personal training session and fitness assessment for FREE!

Expiration
4/30/2011
Hint: Expiration dates are great motivators. Don't set your expiration date too far in advance. Expiration will occur at 11:59 midnight PST.

Save

Members

1. Post their ride data on Facebook, Twitter or E-mail at Espresso.net or Mobile Espresso.



2. Alternatively, share the offer itself. Click on the logo, scroll the screen and share the offer via Facebook, Twitter, or E-mail.




Member's Friends


1. See your member's post, or receive an E-mail. Click on the post, or URL.



2. The offer appears. Click on the offer.



3. Print out on a PC and bring a copy, or bring a phone to your facility to redeem the offer.



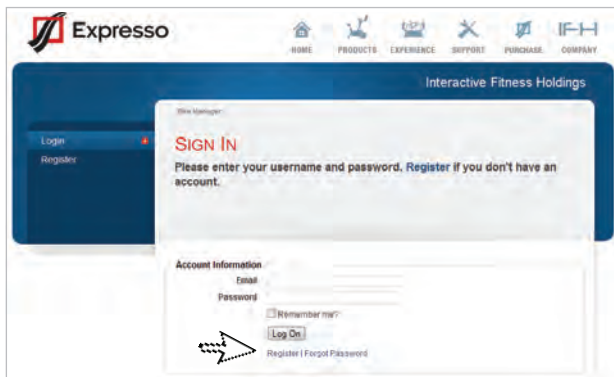
3. Welcome your members and their friends



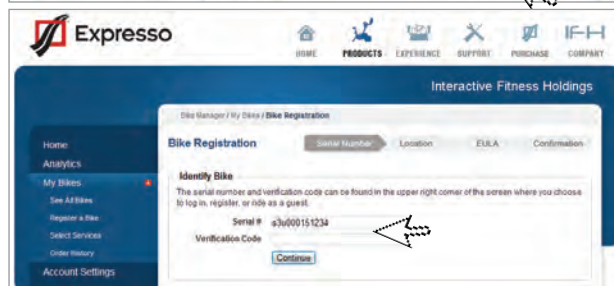
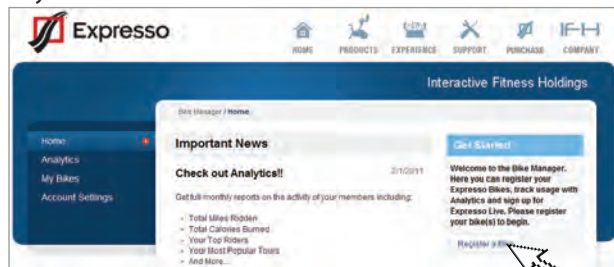
Getting started

Register yourself and your bikes

1. Visit Bike Manager, <http://live.expresso.com>.
2. Sign in.
If you have not registered yourself and your bikes, click on "Register".



3. Register your bikes and subscribe Espresso Live! if your bikes are not connected to Espresso Live! Click on "Register a Bike", and enter a serial number and verification code of your bikes. They are displayed on your bikes.

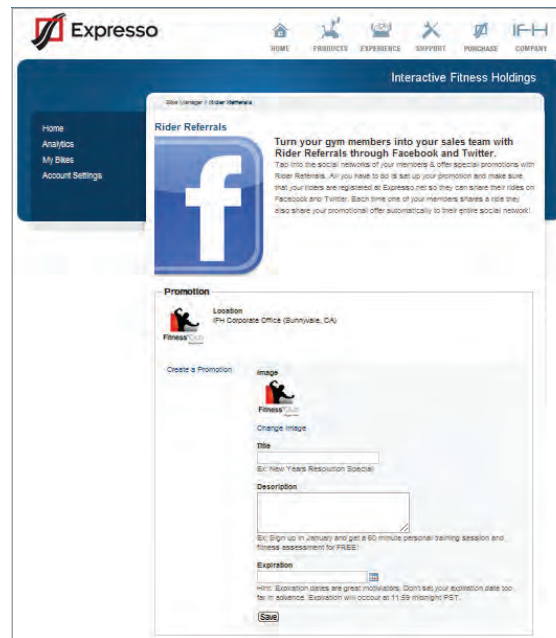


Set up your offer

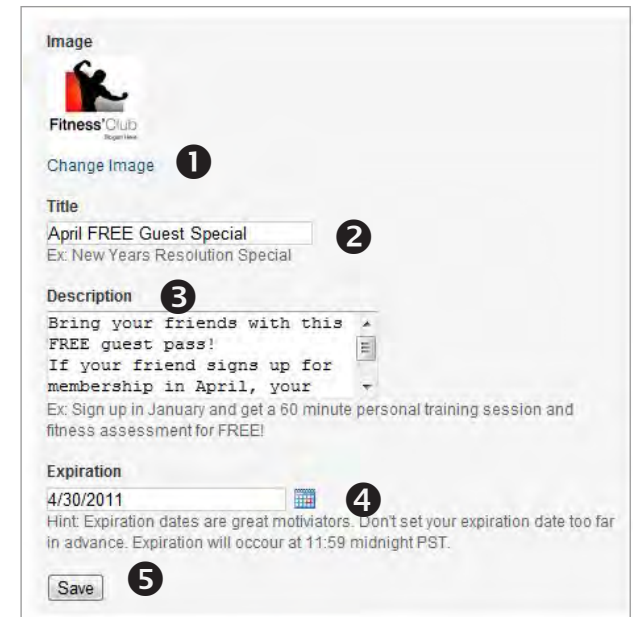
1. Click on "Rider Referrals"



2. You will see a screen looks like this.



YouTube
Click [HERE](#) to see the introduction video.



- 1 Click "Change Image". Select a logo image file from your system and upload the logo to Espresso.
 - 2 3 Type in "Title" and "Description" of your offer.
 - 4 Set "Expiration". Select an expiration date from a calendar that automatically pops up.
 - 5 Click "Save".
- You will preview the image of your offer. If you want to make a change, click on "Edit", and repeat the process.

